

How to complete a 2nd line assessment on eSASM



Accessing eSASM

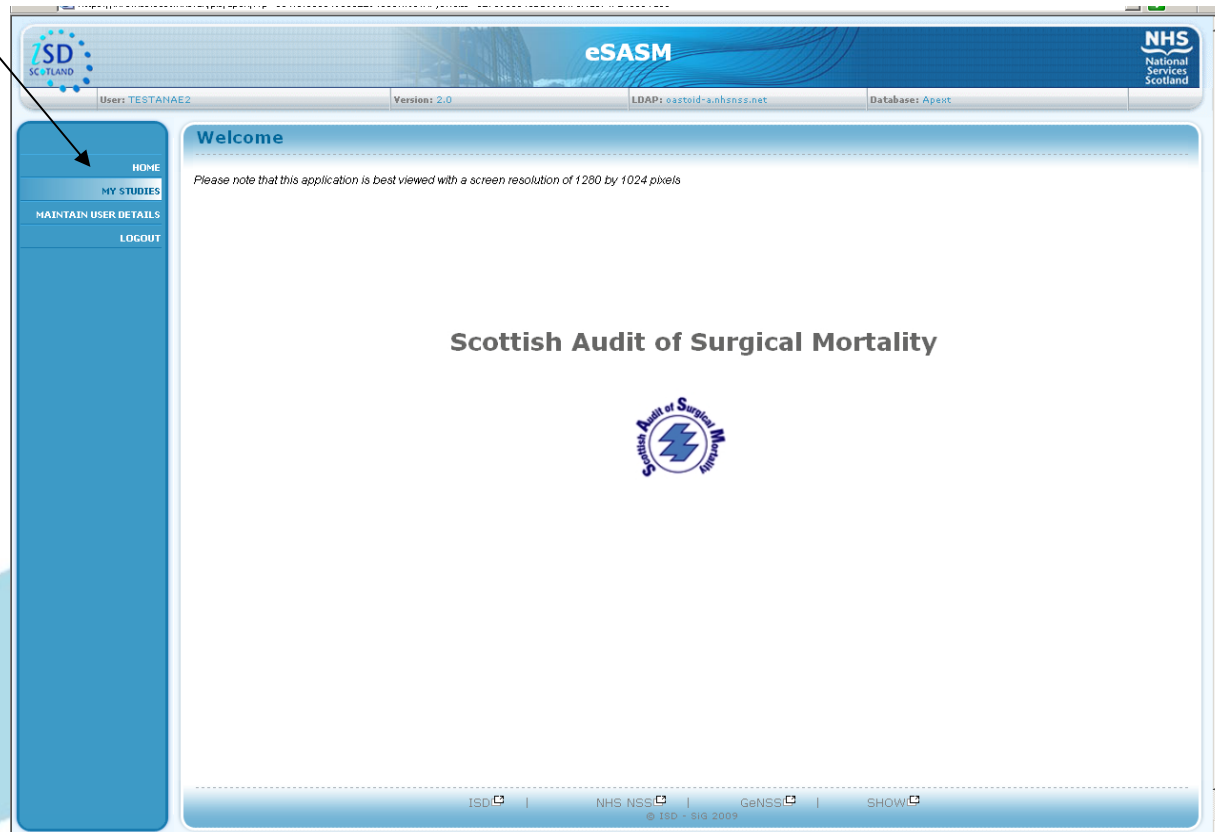


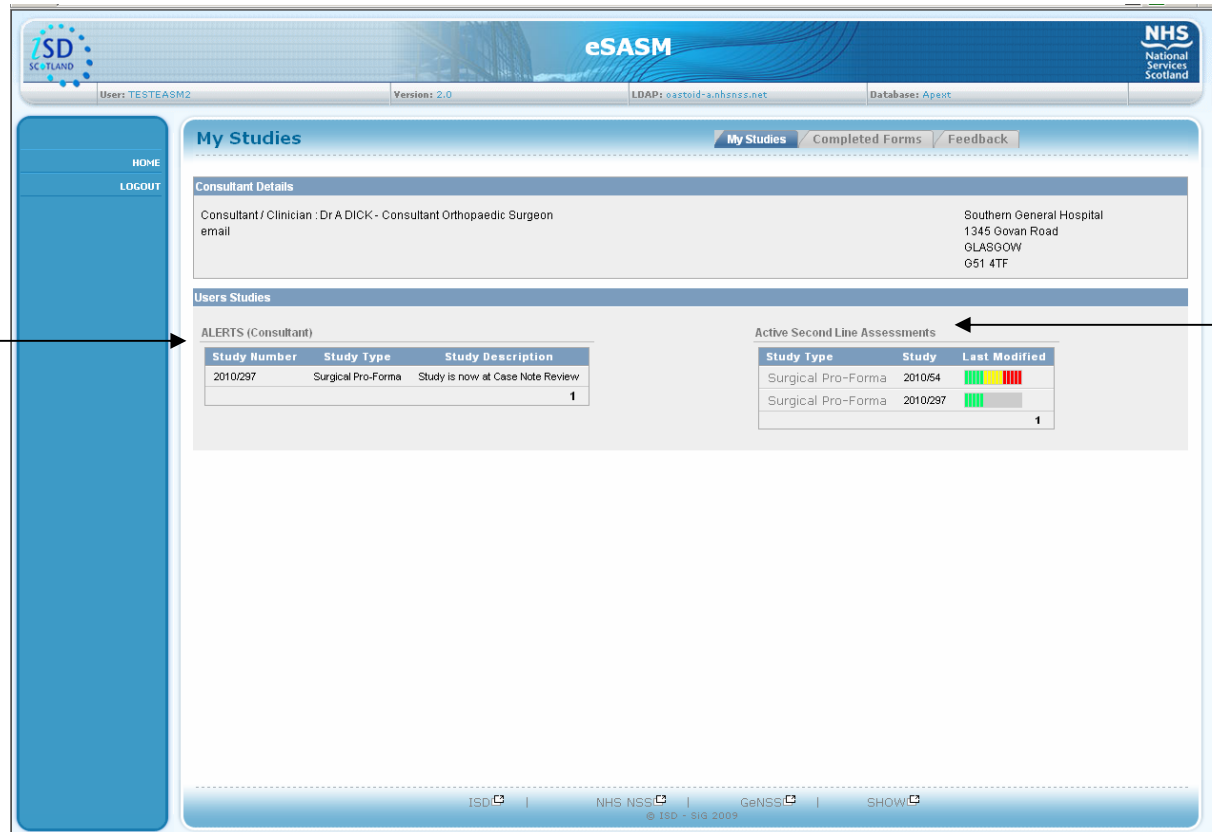
- Each clinician will have been allocated their own unique username and password.
- On the login screen enter your username and password and click “login”.

A screenshot of the eSASM login interface. The page has a blue header with the ISD Scotland logo on the left, the text 'eSASM' in the center, and the NHS National Services Scotland logo on the right. Below the header is a navigation bar with 'User:', 'Version:', 'LDAP: eastoid-a.nhs.nhs.net', and 'Database:'. The main content area is titled 'Login' and contains a 'Username' input field, a 'Password' input field, and a 'Login' button. Below the password field is a link for 'forgotten password'. The footer of the page contains links for 'ISD', 'NHS NSS', 'GeNSS', and 'SHOW'.

Checking your allocated studies

1. Click on my studies

A screenshot of the eSASM web application interface. The page has a blue header with the ISD SCOTLAND logo on the left, the text 'eSASM' in the center, and the NHS National Services Scotland logo on the right. Below the header, there is a navigation menu on the left with links for 'HOME', 'MY STUDIES', 'MAINTAIN USER DETAILS', and 'LOGOUT'. The main content area has a 'Welcome' message and a note about screen resolution. The title 'Scottish Audit of Surgical Mortality' is prominently displayed in the center, with the organization's logo below it. At the bottom, there is a footer with links for 'ISD', 'NHS NSS', 'GeNSS', and 'SHOW', along with a copyright notice for ISD - SIG 2009. An arrow from the text '1. Click on my studies' points to the 'MY STUDIES' link in the navigation menu.



The screenshot shows the eSASM web application interface. At the top, there is a header with the iSD SCOTLAND logo on the left, the text 'eSASM' in the center, and the NHS National Services Scotland logo on the right. Below the header, there is a navigation bar with 'My Studies', 'Completed Forms', and 'Feedback' tabs. The main content area is divided into several sections:

- Consultant Details:** Displays information for Dr A DICK, Consultant Orthopaedic Surgeon, at Southern General Hospital, 1345 Govan Road, GLASGOW, G51 4TF.
- Users Studies:** Contains an 'ALERTS (Consultant)' table with one entry: Study Number 2010297, Study Type Surgical Pro-Forma, and Study Description 'Study is now at Case Note Review'.
- Active Second Line Assessments:** Contains a table with two entries:


Study Type	Study	Last Modified
Surgical Pro-Forma	201064	Progress indicator (3 green, 2 yellow, 1 red bars)
Surgical Pro-Forma	2010297	Progress indicator (3 green bars)

At the bottom of the page, there is a footer with links for 'ISD', 'NHS NSS', 'GeNSS', and 'SHOW', along with a copyright notice for iSD - SIG 2009.

Your studies

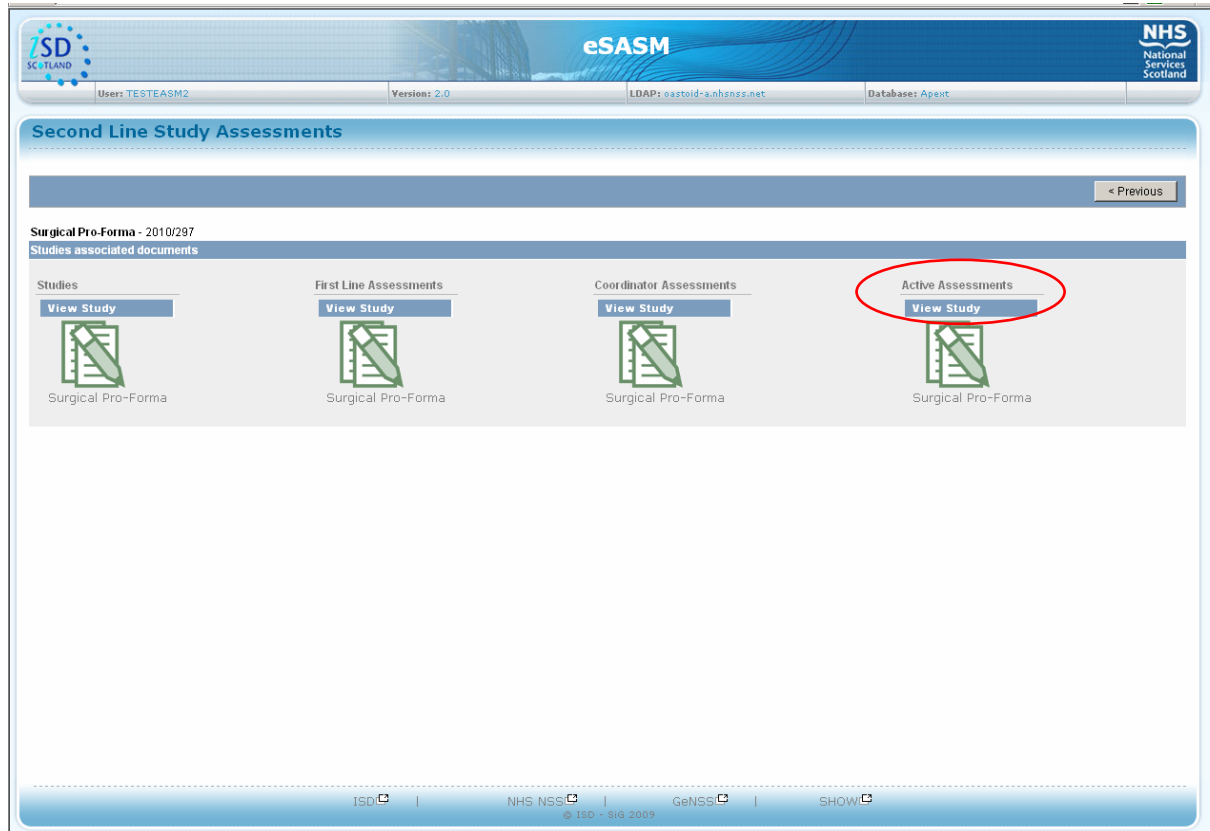


Studies you have to assess.



2. The page above will appear.

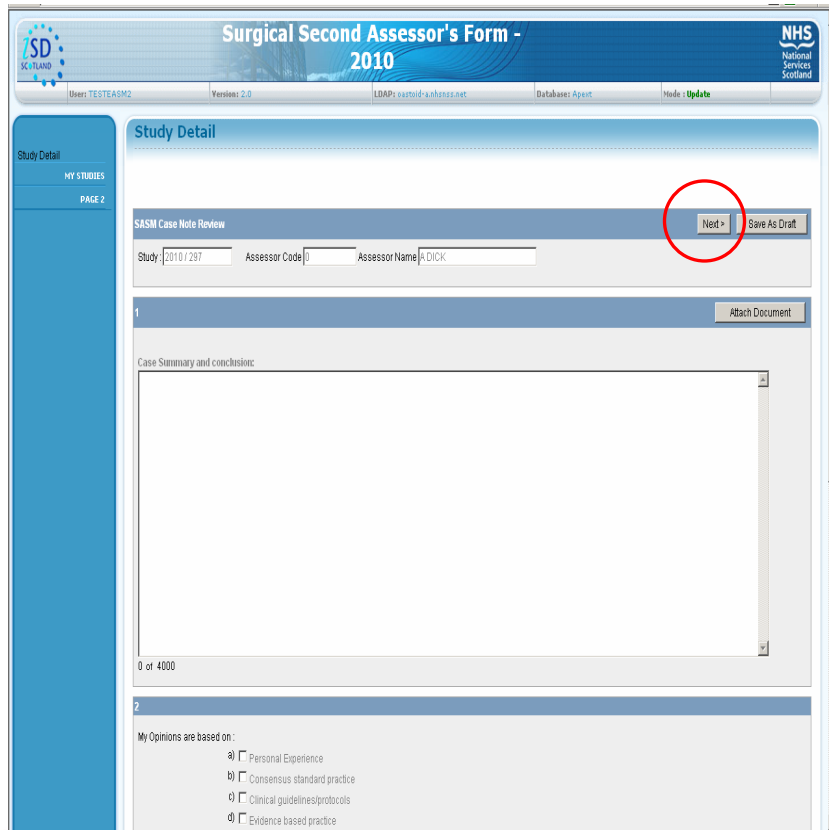
- On the left you will have any studies that you were the responsible consultant for.
- On the right you will have any active 2nd line assessments you have been allocated.
- You will also receive Case Notes via the postal service for any 2nd Line Assessments you have been allocated.



3. Click on the relevant study and the page above will appear.

4. You will be able to view the completed pro-formas and also the assessments and the co-ordinators assessment, there will be a 2nd line assessors form for you to complete.

5. Assessors should carefully read all the forms associated with the study and then complete the assessment form. There are 2 pages (shown below), after completing the first page simply click “next”.



Surgical Second Assessor's Form - 2010

Users: TESTEAS2 | Version: 2.0 | LDAP: oastoid-a.nhs.net | Database: Apert | Mode: Update

Study Detail

MY STUDIES
PAGE 2

SASM Case Note Review Next > Save As Draft

Study: 2010 / 297 | Assessor Code: | Assessor Name: DICK

1 Attach Document

Case Summary and conclusion:

0 of 4000

2

My Opinions are based on:

- a) Personal Experience
- b) Consensus standard practice
- c) Clinical guidelines/protocols
- d) Evidence based practice



Surgical Second Assessor's Form - 2010

Users: TESTEAS2 | Version: 2.0 | LDAP: oastoid-a.nhs.net | Database: Apert | Mode: Update

Page 2

5 Previous Study Detail Commit Save as Draft

First area of concern or for consideration.

Code:

Description of code (from book, as a backup)

0 of 4000

Presentation		Post-Op		Ward Care	
Audited Team	Other Team	Audited Team	Other Team	Audited Team	Other Team
<input type="checkbox"/>	<input type="checkbox"/>	<input type="checkbox"/>	<input type="checkbox"/>	<input type="checkbox"/>	<input type="checkbox"/> Delay
<input type="checkbox"/>	<input type="checkbox"/>	<input type="checkbox"/>	<input type="checkbox"/>	<input type="checkbox"/>	<input type="checkbox"/> Communication
<input type="checkbox"/>	<input type="checkbox"/>	<input type="checkbox"/>	<input type="checkbox"/>	<input type="checkbox"/>	<input type="checkbox"/> Omission
<input type="checkbox"/>	<input type="checkbox"/>	<input type="checkbox"/>	<input type="checkbox"/>	<input type="checkbox"/>	<input type="checkbox"/> Commission
<input type="checkbox"/>	<input type="checkbox"/>	<input type="checkbox"/>	<input type="checkbox"/>	<input type="checkbox"/>	<input type="checkbox"/> Resource

You may also add free text if you wish to give more detail:

0 of 4000

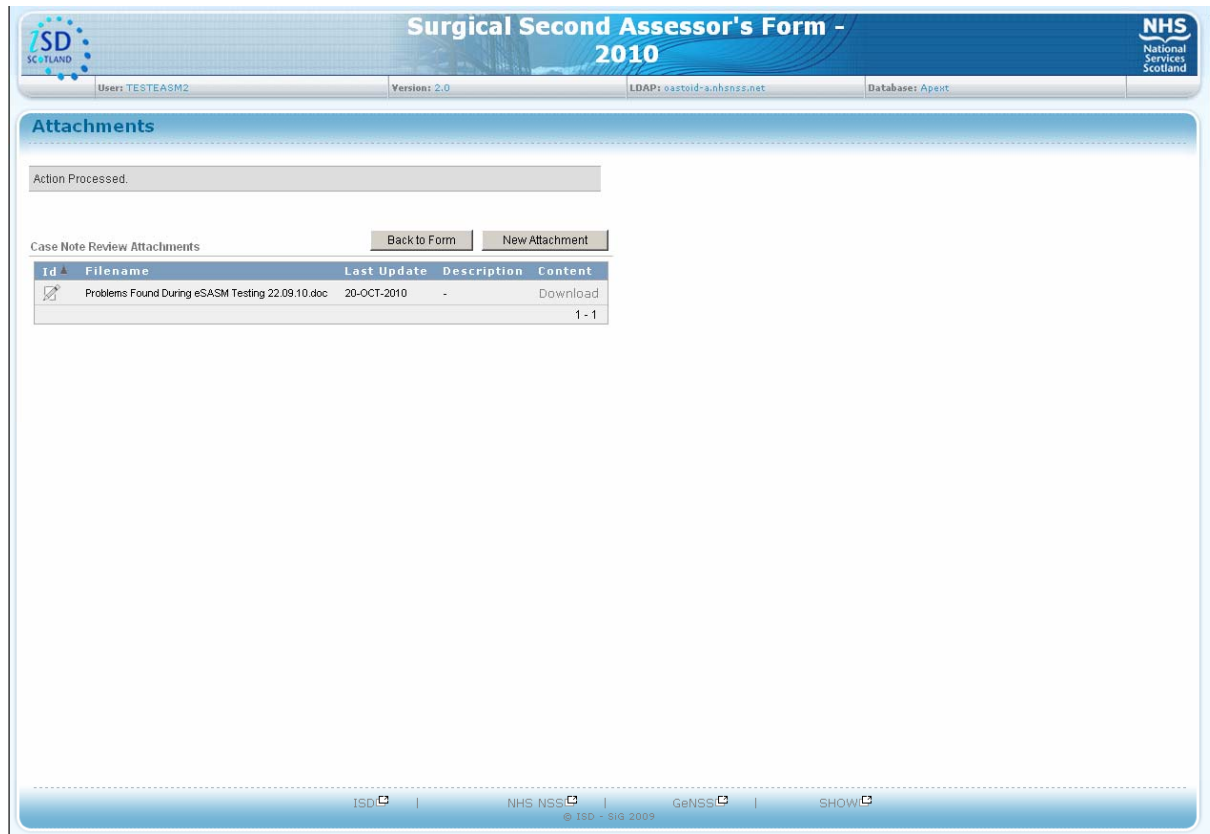
6

Second area of concern or for consideration.

Code:

Description of code (from book, as a backup)

0 of 4000

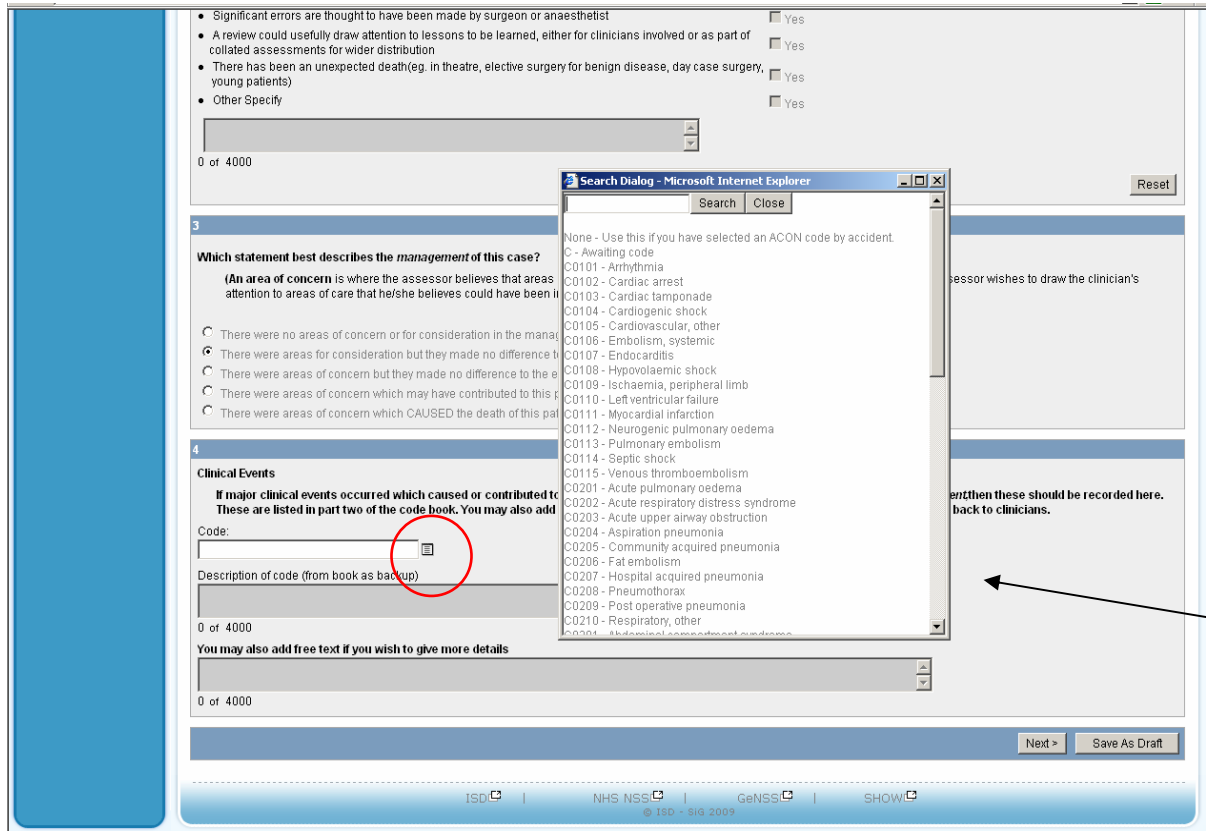
A screenshot of a web application titled 'Surgical Second Assessor's Form - 2010'. The interface includes a header with the iSD SCOTLAND logo, the NHS National Services Scotland logo, and system information such as 'User: TESTEASM2', 'Version: 2.0', 'LDAP: eastoid-a.nhs.nss.net', and 'Database: Apeint'. The main content area is titled 'Attachments' and shows a message 'Action Processed.' Below this, there are 'Back to Form' and 'New Attachment' buttons. A table titled 'Case Note Review Attachments' contains one entry: a document icon, the filename 'Problems Found During eSASM Testing 22.09.10.doc', a last update date of '20-OCT-2010', a description of '-', and a 'Download' link. The footer of the application includes links for 'ISD', 'NHS NSS', 'GeNSS', and 'SHOW', along with a copyright notice '© ISD - SIG 2009'.

6. eSASM also allows you to attach documents such as a typed case summary. You can attach any type of file including PDF.

7. Then click on “new attachment” button.

8. Then click browse, and locate the file you want to upload.

9. Click on the file then click open and then click create.



• Significant errors are thought to have been made by surgeon or anaesthetist Yes

• A review could usefully draw attention to lessons to be learned, either for clinicians involved or as part of collated assessments for wider distribution Yes

• There has been an unexpected death (eg. in theatre, elective surgery for benign disease, day case surgery, young patients) Yes

• Other Specify Yes

0 of 4000

3

Which statement best describes the management of this case?
(An area of concern is where the assessor believes that areas of attention to areas of care that he/she believes could have been improved)

There were no areas of concern or for consideration in the management of this case

There were areas for consideration but they made no difference to the patient's outcome

There were areas of concern but they made no difference to the patient's outcome

There were areas of concern which may have contributed to this patient's death

There were areas of concern which CAUSED the death of this patient

4

Clinical Events
If major clinical events occurred which caused or contributed to the death of the patient, these should be recorded here. You may also add text to describe the event. These are listed in part two of the code book. You may also add text to describe the event.

Code:

Description of code (from book as back up)

0 of 4000

You may also add free text if you wish to give more details

0 of 4000

Next > Save As Draft

ISD | NHS NSS | GeNSS | SHOW

© ISD - SIG 2009

The code box will appear

10. eSASM has eliminated the need for code books. Assessors simply have to click on the icon at the end of the code box and all the codes with descriptions will appear.

Surgical Assessor's Form - 2010

Users: TESTEAS1 Version: 2.0 LDAP: oastoid-anhss.net Database: Apex Mode: Update

Page 2

5 < Previous Study Detail **Commit** Save as Draft

First area of concern or for consideration.

Code: A0101 - Delay in referral by GP

Description of code (from book, as a backup)

Presentation		Pe Audi Team
Audited Team	Other Team	
<input type="checkbox"/>	<input checked="" type="checkbox"/>	<input type="checkbox"/>
<input type="checkbox"/>	<input type="checkbox"/>	<input type="checkbox"/>
<input type="checkbox"/>	<input type="checkbox"/>	<input type="checkbox"/>
<input type="checkbox"/>	<input type="checkbox"/>	<input type="checkbox"/>

You may also add free text if you wish to g
This patient should have been referred to t

64 of 4000

6

Second area of concern or for consideration.

Code:

Description of code (from book, as a backup)

0 of 4000

Microsoft Internet Explorer

?

You are about to commit the changes to the form, after which you will be unable to make further changes.

Please ensure that you have completed all relevant sections before continuing.

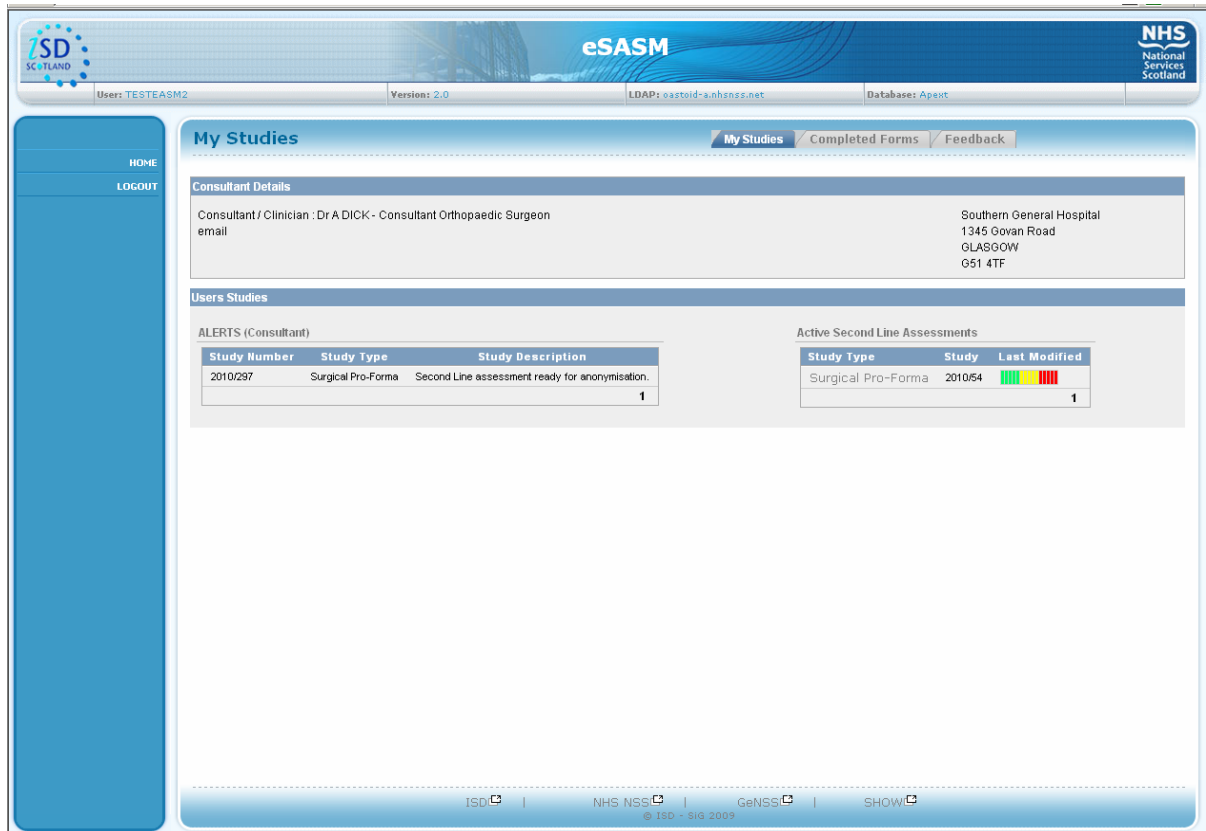
PLEASE REMEMBER TO FORWARD ALL PATIENT NOTES TO SASM

Thank you for your time

OK **Cancel**

11. Once you have completed the assessment form then click “commit”.

12. A warning box will appear to ensure this is what you want to do. If you want to submit the form to SASM click ok and that will be the assessment completed.



The screenshot shows the eSASM web application interface. At the top, there is a header with the ISD SCOTLAND logo on the left, the eSASM title in the center, and the NHS National Services Scotland logo on the right. Below the header, there is a navigation bar with 'My Studies', 'Completed Forms', and 'Feedback' tabs. The main content area is titled 'My Studies' and contains a 'Consultant Details' section with the following information:


Consultant / Clinician : Dr A DICK - Consultant Orthopaedic Surgeon email	Southern General Hospital 1345 Govan Road GLASGOW G51 4TF
--	--

Below this, there is a 'Users Studies' section with two tables:

ALERTS (Consultant)

Study Number	Study Type	Study Description	
2010297	Surgical Pro-Forma	Second Line assessment ready for anonymisation.	1

Active Second Line Assessments

Study Type	Study	Last Modified	
Surgical Pro-Forma	201054		1

At the bottom of the page, there is a footer with links for ISD, NHS NSS, GeNSS, and SHOW, along with a copyright notice: © ISD - SIG 2009.

13. As the assessment is now completed it will have been removed from your my studies page and that is the assessment completed. You will have to arrange the return of the case notes to the Medical Records Office or SASM office (where applicable).